



Newton's Yarn Country Machine Knitting Demonstration Workshops




Main Bed KHC Color Changer: Brother/KnitKing
Thursday, Jan. 19, 2012, 11AM

See how to knit main bed multicolored stripe and fairisle patterns on your knitting machine. Compatible for both Brother/KnitKing electronic and punchcard standard machines.



Ribber KRC Color Changer: Brother/KnitKing
Thursday, January 26, 2012, 11AM

See how to knit multicolored stripe and fairisle patterns without floats by using your ribber and main bed. Compatible for both Brother/KnitKing electronic and punchcard standard machines.



Ribber YC-6 Color Changer: Silver Reed/Studio
Thursday, February 2, 2012, 11AM

By changing the color changer angle, you can knit multicolor patterns on the main bed or main bed with ribber. Compatible for both Silver Reed electronic and punchcard standard machines.



Ribber Transfer Carriage: Brother/KnitKing
Thursday, February 16, 2012, 11AM

A great time saving knitting accessory that allows you to transfer stitches from the ribber to the main bed. Review the simple steps required for transferring stitches. Compatible for both Brother/KnitKing electronic and punchcard standard machines.



Ribber Transfer Carriage and Shadow Lace Tool:
Silver Reed/Studio, Thursday, March 8, 2012, 11AM

The RT-1 Rib Transfer Tool transfers all of the stitches from the ribber bed up to the knitter quickly and easily. The Shadow Lace Tool allows you to manually lift groups of stitches from main bed to the ribber for unique stitch patterns. The Shadow Lace tool can be used on any standard machine.



Shadow Pleating: Stitch Technique for All Machines
Thursday, March 22, 2012, 11AM

A great technique with some gorgeous results. This technique can be used on any machine in any gauge. You can apply this to many different knit patterns. A great technique just in time for your summer knits.